

TECHNICAL DATASHEET




AL-LP122Q3DD Range
EDGE 30W LED 2'X2' DIMMABLE LED PANEL


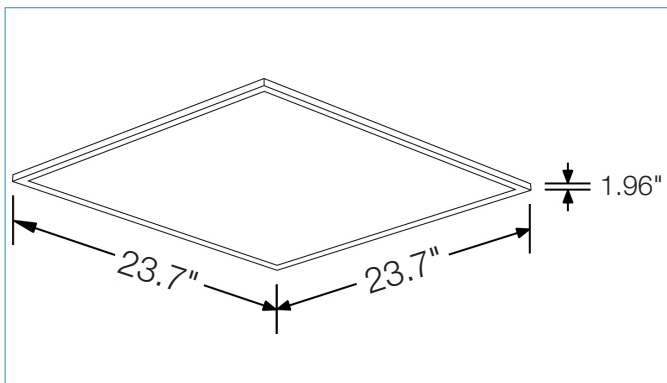


PRODUCT FEATURES

- A range of high energy-efficiency edge-lit LED flat panels for office & commercial lighting applications
- Suitable for installation in T-bar suspended ceilings. Optional
- Drywall, surface mount or suspension kit accessories are available
- Easy installation & maintenance free
- PMMA light guide material and PS diffuser, for even light distribution with 120° beam angle
- PMMA will not discolor
- Ultra-thin white profile frame – depth just 0.39"
- Total depth including the driver box 1.96"
- CRI>80
- High power factor - 0.90
- ALL-LED'S dimmable panels provide a simple 0-10V solution that is compatible with stand alone 0-10V dimmers as well as larger lighting control systems and allows for installation with daylight or occupancy sensors
- Compatible with Lutron 0-10V Dimmers
- Operating temperature -4°F to 104°F
- Available color temperatures 3500K, 4000K, 5000K
- Suitable for damp locations
- DLC (DesignLights Consortium®) certified
- (L70) at 50,000 hours lifetime



DIMENSIONS



Product	AL-LP122Q3DD/35	AL-LP122Q3DD/40	AL-LP122Q3DD/50
Dimmable	0-10v Dimming	0-10v Dimming	0-10v Dimming
Voltage	100-277v AC	100-277v AC	100-277v AC
Watts	30w	30w	30w
Lumens	3750 lm	3750 lm	3750 lm
Lumens/W	125lm/w	125lm/w	125lm/w
Color Temp	3500K	4000K	5000K
Life (hrs)	50,000 hrs	50,000 hrs	50,000 hrs
W x L x H	23.7" x 23.7" x 1.96"	23.7" x 23.7" x 1.96"	23.7" x 23.7" x 1.96"
Weight	7.7 lbs	7.7 lbs	7.7 lbs
Beam Angle	120°	120°	120°