


4FT



AL-SM184/CCT/ 1.8" WIDE**

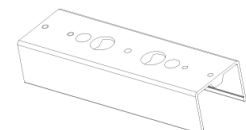
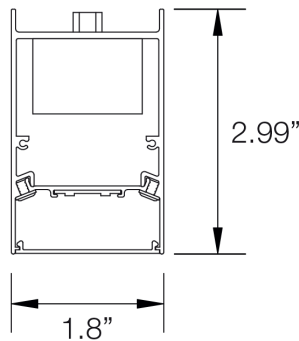
DOWNLIGHT ONLY - CAN BE SUSPENDED OR SURFACE MOUNTED

Sabre 4ft Surface or Suspended Linear Light

PRODUCT FEATURES

- 4ft linear light engine - surface mount
- Integral LED driver
- CCT selectable (3000K / 3500K / 4000K)
- Power: 20W/30W/40W
- Input voltage 100-277V AC
- Black / white finish available
- 0-10V dimmable
- One 120V power point for a 40ft continuous run one 277V power point for a 100ft continuous run
- Straight custom joiner available
- Suitable for damp location
- (L70) at 50,000 hours lifetime
- 5 year warranty
- 8w REMOTE EMERGENCY option available
- Trimless recessed frame available

Dimensions



Straight through Joiner



42ft Roll Out Diffuser Lens

Product Code	AL-SM184/CCT/W	AL-SM184/CCT/BK	Product Code	Description
Wattage	20W / 30W / 40W	20W / 30W / 40W	Surface Mount Kit	
Lumens	110lm/w	110lm/w	AL-SC18	Surface Mount For Suspended Ceiling
Beam Angle	110°	110°	AL-SHC18	Surface Mount Kit For Hard/Concrete Ceiling
CCT	3000K / 3500K / 4000K	3000K / 3500K / 4000K	Suspension Kits	
CRI	>80	>80	AL-SUSDRY1	Suspension Kit For Dry Wall Ceiling
Lifetime	50,000 hours	50,000 hours	AL-SUS/HRD2	Suspension Kit For Hard/Concrete Ceiling
Operating Temperature	-4°~113°F	-4°~113°F	AL-SUS/GRDF	Suspension Kit For Suspended Ceilings Flat Grid
Location Information	Damp Location	Damp Location	AL-SUS/GRDS	Suspension Kit For Suspended Ceilings Slotted Grid
Voltage	100 - 277V AC	100 - 277V AC	Accessories	
Dimmable	0-10v Dimmable	0-10v Dimmable	AL-JLinear/18	Straight Joiner
Warranty	5 Years	5 Years	AL-RD42L/18	42ft Lens - 1.8inch
			Patten Joiners	
			AL-JLinear/18	L
			AL-Y/Joiner18	Y
			AL-T/Joiner18	T
			AL-+/Joiner18	+
			AL-Z/Joiner18	Z



Email us at info@all-ledusa.com

www.all-ledusa.com